



Industrial Rotary Screw Compressors

SX - HSD Series

3 - 700 hp

Capacities from: 8.8 to 3044 cfm

Pressures from: 50 to 217 psig

kaeser.com

A Philosophy Built-for-a-Lifetime™

Tradition and Innovation

Our compressed air heritage is built on a century of manufacturing experience. Generations of quality craftsmanship guide our engineering principles of efficiency, reliability, and serviceability.

This tradition of excellence also drives new technology development. Advances in air end design, controls, and system design ensure our customers can meet the daily challenges of their manufacturing operations.

Each Kaeser product is designed with the future in mind, but we never lose sight of our roots. Technology may change, but the need for quality and reliability will always remain.

Innovation you can trust

With a cutting edge research and development team committed to building industry-leading products, Kaeser continues to deliver better solutions to meet our customers' compressed air needs. Kaeser's expertise and world-wide reputation for superior reliability and efficiency offer excellent performance and peace of mind.

Rugged reliability

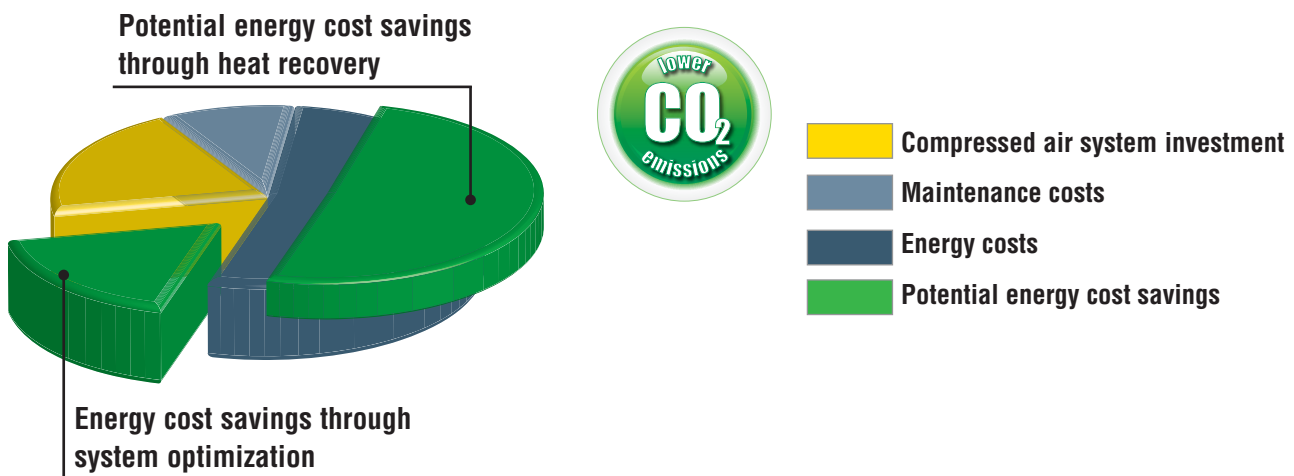
Kaeser's screw compressors meet our rigorous "built for a lifetime" standard. Designed and built with Kaeser's generations of manufacturing experience, you can rest assured that these compressors will continue to deliver the air you need with the exceptional reliability you expect from a Kaeser compressor.

Service-friendly

From the ground up, these compressors have been designed with the user in mind. Fewer wearing parts and using premium quality materials ensure reduced maintenance requirements, longer service intervals, and extended service life. Smart component layouts with generously sized maintenance doors simplify service and reduce downtime.

Guaranteed efficiency

In our comprehensive design approach, Kaeser chooses the components that work together in the most energy efficient way possible. Each and every component—from inlet filter to discharge flange—has been carefully selected with performance in mind. In fact, our compressors are up to **30% more efficient** than the competition. With Kaeser's superior integrated controls, we guarantee an efficient system with lower operating costs, however small or large your demand may be.



Today, Kaeser employs nearly 6000 people and our growing distribution network provides reliable and sustainable compressed air system solutions in over 100 nations throughout the world.



State-of-the-Art Manufacturing

Kaeser's extensive manufacturing facilities in Coburg, Germany, cover over 25 acres. State-of-the-art Computer Numerically Controlled (CNC) machining equipment and highly accurate lathe, milling, and grinding machines produce our proprietary airends, housings, and other components to precise tolerances. The assembly facilities are carefully planned to produce large numbers of compressors in the most efficient and expedient manner.




Continuous quality control

Sigma Profile rotors are precision-machined and finished to an accuracy of 1/1000 mm. The airend's finished dimensions are measured and verified using the latest in 3D computer technology.



Meticulous airend assembly

Highly trained specialists assemble each airend according to our strict ISO 9001:2008 standards.



Advanced machining centers

State-of-the-art machining centers in climate-controlled rooms produce the Sigma Profile rotors and casings. These machining centers operate 24 hours a day to keep up with the demand for Kaeser premium quality compressors.



Environmentally friendly powder coating system

All Kaeser rotary screw compressors feature powder-coated enclosures. Our unique powder coating technique applies a super fine glaze to each individual enclosure panel. The panels are baked at 350°F for a corrosion-proof and scratch-resistant finish.



Comprehensive unit testing

Once the manufacturing and assembly process is complete, each and every screw compressor undergoes a comprehensive testing procedure to verify its mechanical and electrical operation prior to shipment. These strict testing standards ensure the highest product quality available.



Research and Development Center

Research and development

Kaeser's research and development team continues to produce industry leading air system technology. All of our products are designed individually for efficiency, reliability, and minimal maintenance, and are built to work together for an unparalleled systems and solutions approach to each application.

Sigma Product Line

Premium quality comes standard

While others offer premium features as an option, at Kaeser, we believe quality should never be just an option. Our approach to design is rooted in the German traditions of quality craftsmanship, exceptional reliability, and superior energy efficiency. From using fewer wearing parts, to smarter component layouts, to easy maintenance access, our complete line of rotary screw compressors is built for a lifetime™ of energy efficient operation.



Sigma Profile™ airends

Our single-stage, flooded rotary screw airend delivers pressures up to 217 psig and features our power saving Sigma Profile design. Our airends are optimized in size and profile to match the airend speeds with their best specific performance. Unlike the competition, Kaeser makes many different airends so that we can apply them at their optimal speed and performance (see Graph 1).



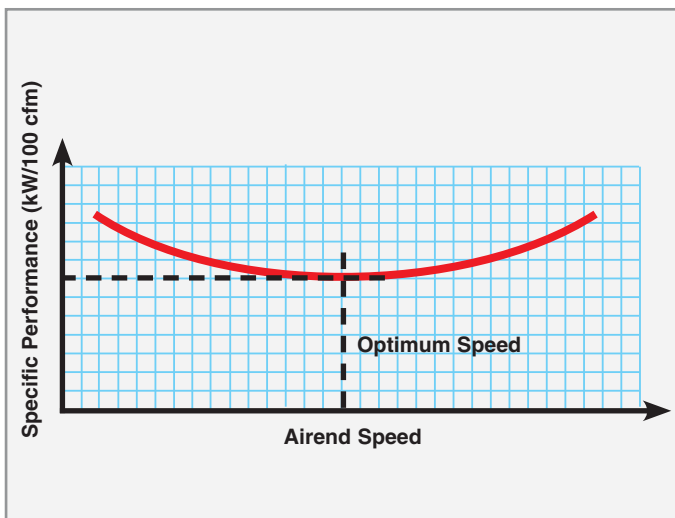
Premium efficiency TEFC motors

Kaeser uses only premium efficiency Totally Enclosed Fan Cooled (TEFC) motors with class F insulation for extra protection from heat and contaminants. Magnetic wye-delta reduced voltage starting or Sigma Frequency Control is standard. These energy saving features ensure low starting current and smooth acceleration (see Graph 2).

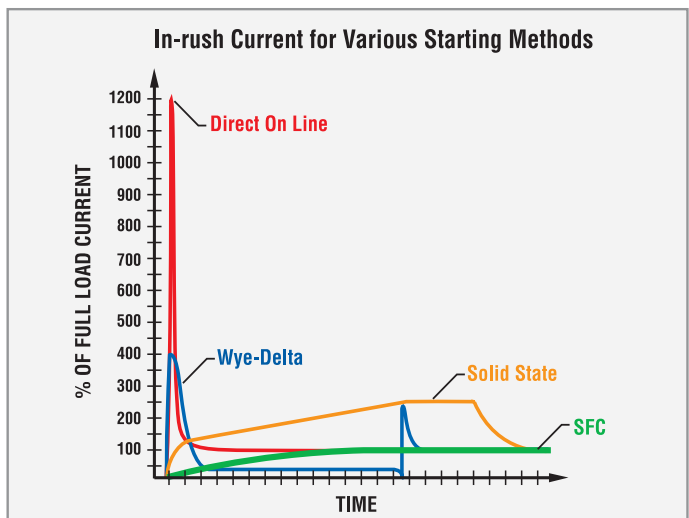


Efficient separator system

Our 3-stage separation system ensures very low fluid carry-over (1-3 ppm), and extended filter service life. Our no-leak design features rigid steel piping, flexible connections, and vibration isolators. Each pressure vessel is ASME coded (CRN in Canada) and includes wet side/dry side fittings to check differential pressure, an easy to read fluid level indicator, and our unique quick fluid drain system.



Graph 1



Graph 2

Package Design

Extremely low sound and vibration

All models come standard with Kaeser's superior cabinet that features complete metal enclosures with sound proofing liners and heavy-duty vibration isolation. As a result, our compressors are about 10 dB(A) quieter than conventional compressors of equal performance.

Parallel cooling design

Separate air inlet zones for the compressor coolers and drive motor ensure optimum cooling and performance. Drawing ambient air directly across the coolers and motor through separate zones eliminates preheating and results in longer lubricant



life and a cooler running motor. This also results in much lower approach temperatures, improving moisture separation and air quality.

To increase reliability and reduce maintenance costs, the coolers are conveniently located on the outside of the unit, where dust and dirt build-up are easily seen and can be removed without dismantling the cooler. A powerful fan pulls air through the coolers and creates a vacuum within the cabinet that effectively cools the motor even under severe operating conditions. Top exhaust allows for easy heat recovery and reduces the system footprint.

Service-friendly Design



Easy maintenance access

Our rotary screw compressors feature an open package layout. All of the major components are easily accessible, reducing preventive maintenance time by as much as 50% when compared to other similarly sized units.

Service doors open wide and like the panels, are easily removed. Our unique fluid separator design even allows pressurized oil changes, saving valuable time. BSD units and larger have remote grease fittings for the fan and drive motor.

When you consider the energy efficiency savings and the maintenance costs savings, it's clear that owning a *built for a lifetime™* Kaeser compressor will save you money, year after year.

SX - AS and SFC Belt Drive Compressors

On our 3 - 25 hp compressors, we use a space saving v-belt drive design. Kaeser models include a unique automatic v-belt tensioner that maintains optimal efficiency and prolongs belt life. These models offer simple maintenance and the flexibility of changing working pressure with an easy field modification.



SX Series
3 - 7.5 hp

SK Series
15 - 20 hp

SM Series
7.5 - 15 hp

AS Series
20 - 30 hp



CAGI

Certified Performance

Our compressors' energy efficiency has been tested and confirmed by an independent laboratory as part of the Compressed Air and Gas Institute's *Rotary Screw Compressor Performance Verification Program*. CAGI data sheets are available for screw compressors from 5 to 200 hp at us.kaeser.com/cagi.



ASD - HSD and SFC Direct Drive Compressors

On larger units from 25 to 700 hp, we use only true direct drive, providing maximum power transfer and efficiency from motor to airend. Because we make more sizes of airends, we can run them at lower speeds than smaller, gear-driven units. This design has fewer components, eliminates heat and drive losses, and reduces maintenance and related downtime.

ASD Series
25 - 40 hp

DSD Series
125 - 250 hp

BSD Series
40 - 60 hp

ESD Series
250 - 300 hp

CSD Series
60 - 125 hp

FSD Series
350 - 450 hp

HSD Series
500 - 700 hp





Sigma Frequency Control

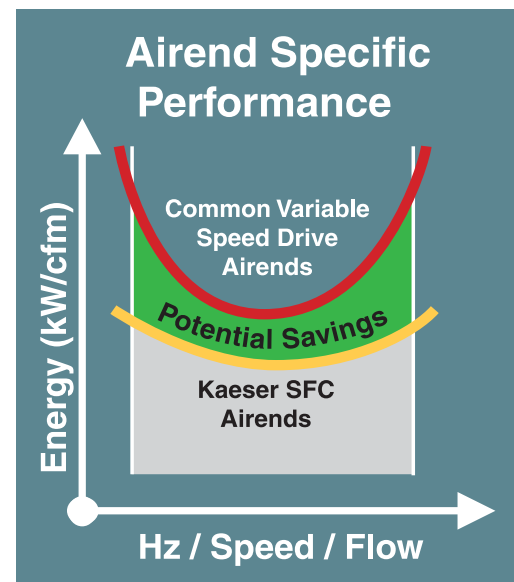
Unmatched performance

Kaeser Sigma Frequency Control combines the latest in Siemens drive technology with our Sigma Profile airend and Sigma Control system. Our engineers have optimized the airend design to accommodate a wide flow range with unmatched efficiency. The drive motor and airend operate at low speeds, resulting in exceptional reliability and long life. Kaeser's SFC units range from 8 to 515 kW and are incredibly quiet, with noise levels as low as 67 dB(A). SFC models from 8 to 132 kW are also available with integrated dryers. SFC models 18 to 110S feature synchronous reluctance drive motors to further improve part-load efficiency.



Integrated System Design

Even though variable frequency drive compressors can have an effective flow range of 20% to 100%, the efficiency (kW/cfm) is not constant over the whole speed range. The best efficiency is normally between 40% and 85%. As the graph illustrates, the Sigma Profile airend has a clear efficiency advantage over a wider flow range than the competition.



Integrated Systems

Premium compressed air quality

Kaeser rotary screw compressors are also available in a variety of configurations. These package systems can be customized to suit your specific compressed air and air treatment needs.



50 hp compressor with integrated refrigerated air dryer.



AIRCENTERs come with an integrated refrigerated dryer and ASME coded receiver tank.



25 hp belt drive compressor with integrated refrigerated dryer and Sigma Frequency Control.

“T” Series

While all Kaeser compressors are available as stand-alone units, models up to 175 hp are also available with air treatment equipment built in.

The “T” series rotary screw compressors feature integrated refrigerated dryers with either stainless steel, plate-type, or aluminum heat exchangers, moisture separators, and condensate drains. These work together to remove moisture and other contaminants from your air system to improve product quality and help reduce wear on production equipment.

The T models include a space-saving cabinet that reduces overall footprint, provides easy access to service points, and prevents exposure to preheated air and contaminants from the compressor package. They also feature single point hook up to simplify your installation.

AIRCENTER

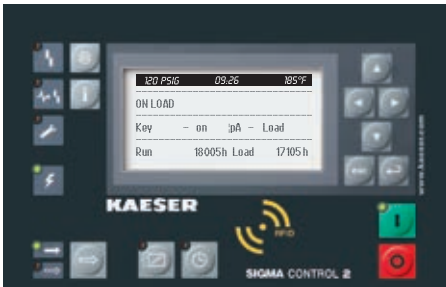
To further reduce your installation time and space requirements, Kaeser offers the AIRCENTER. These complete air systems include not only the dryer, but also the air receiver tank. Available with either one (simplex) or two (duplex) Sigma rotary screw compressors, they come pre-assembled with a refrigerated air dryer mounted on a horizontal receiver tank.

Available in a wide range of models from 3 to 40 hp, these units are perfect for small shops or plants. All systems are completely piped and wired, and ready for installation. Air treatment packages with coalescing filters and condensate drains are available options.

Energy Efficient Operation

Intelligent control and protection

To protect your investment and ensure the most efficient operation possible, we control our compressors with our Sigma Control 2™. This intelligent controller comes standard with multiple pre-programmed control profiles so you can select the one that best fits your application.



Monitoring and Maintenance:

- Monitors more than 20 critical operating parameters
- Shuts unit down to prevent damage
- Signals if immediate service is required
- Tracks preventive maintenance intervals and provides notice when PMs are due
- RFID sensor for secure access and managing maintenance intervals

Communications Capabilities:

- Ethernet port and built-in web-server facilitate integration into the IIoT
- ModBus, Profinet, Profibus, Devicenet, EtherNet/IP, and other industrial communications interfaces are also available as plug in options for seamless integration into plant control/monitoring systems (optional for belt drive, standard for direct drive units)
- Sends e-mail alerts for maintenance notifications, alarms, warnings, and optional messages

Data Storage and Analysis:

- SD card slot with included SD card for fast, easy software updates, storing key operational parameters
- Long-term data storage for analyzing energy consumption and compressor operation

Superior system control

Sigma Air Manager (SAM) 4.0 is a master control system for all compressed air production and treatment components. The unique 3D^{advanced} Control continuously analyzes the various parameters (e.g. switching and control efficiency) and calculates the ideal combination of compressors to achieve optimum efficiency.



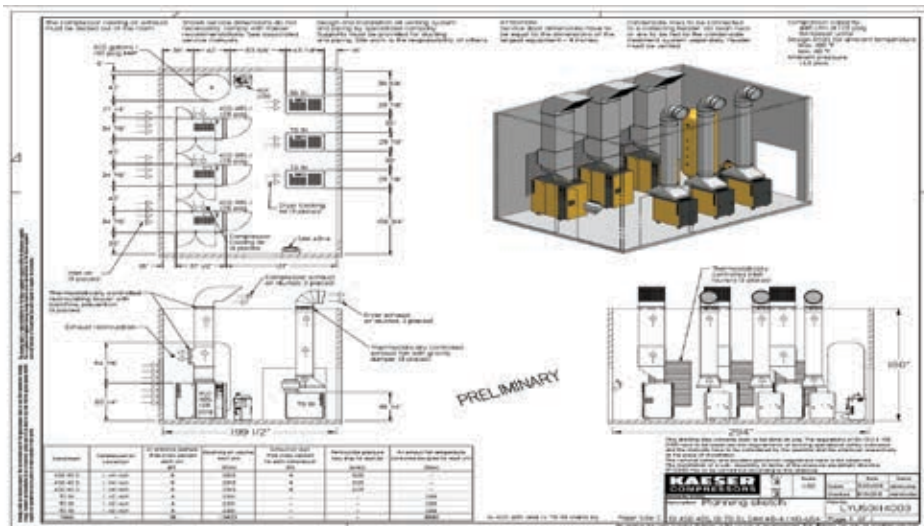
SAM 4.0 enables predictive maintenance with its built-in maintenance reminders and messaging capabilities. These features not only boost operational reliability and efficiency, but also significantly reduce energy costs.

SAM 4.0 features Kaeser Connect which displays your compressed air system information in real-time on your desktop or laptop computer via a standard internet browser. Simple HTML pages show the compressors' operational state, SAM's operating and system pressure data, as well as service and alarm messages.

Much More Than Just Equipment

Custom designed solutions

Our factory-trained representatives work closely with our application engineers to design a complete, custom system tailored to your requirements. Whether it's a system enhancement for a small collision center or a complete turnkey installation for a chemical processing plant, Kaeser can recommend the right solution based on operating conditions, air quality needs, capacity and pressure requirements, and application-specific regulations.



Accurate system drawings and schematics ensure proper pipe sizing and storage as well as adequate ventilation and space planning.

Helping you get the most out of your system

To ensure our equipment solutions meet every expectation, Kaeser offers a wide variety of pre-sale and after-sale support services, including: system baselining with Air Demand Analysis (energy audits), flow metering, air quality analysis, leak detection, and compressor fluid analysis. We also offer customer seminars on system design for reducing maintenance and energy costs.



Air Demand Analysis (ADA)

Kaeser's compressed air energy audits stand out in the industry for their completeness and accuracy. An ADA can help:

- Eliminate air system inefficiencies related to leaks, inadequate piping, storage, or controls.
- Reduce waste and scrap caused by inconsistent pressure in production equipment.
- Cut maintenance costs by optimizing run time and reducing excess cycling.

ADA documentation will also help you apply for electric utility rebates.

Kaeser Energy Savings System (KESS)

Our unique Kaeser Energy Savings System (KESS) software simulates

power requirements of different system scenarios. This helps identify solutions that will achieve the greatest efficiency without compromising pressure/flow requirements or system reliability.

Leak detection

Kaeser uses the latest ultrasonic leak detectors with onboard data logging. In addition to tagging your leaks, you will receive a detailed report with the location and approximate leak rate of each leak found. With this information, you can determine the best leak repair plan.


Custom Engineered Solutions

Kaeser's custom air systems are designed for even the most demanding installations and harshest of environments. Our broad range of engineering solutions include outdoor modifications, skid mounting, customized enclosures, and modified containers. The Sigma Air Utility (SAU) option lets you pay for your compressed air as a utility with the amount, pressure, and quality of the air guaranteed at all times.



Sigma Air Utility can be delivered in pre-assembled modules or installed in your plant compressor room.

SmartPipe™



SmartPipe is ideal for installations requiring the highest quality air. Available in sizes ranging from 3/4" to 8" in diameter, its aluminum material will not rust or corrode. Leak-free connectors prevent air loss and wasted energy. Further, it has low pressure drop and no rough surfaces or interior restrictions that accumulate contaminants. The smooth interior with full bore design allows them to flow to your dryers and filters for efficient removal.

Kaeser's complete SmartPipe™ line is a modular compressed air distribution system that offers both lower installation costs and lower long term operating costs.

Fast to install and easy to modify, SmartPipe is the most versatile compressed air distribution system available. Our combination of lightweight materials and connectors dramatically reduce labor and installation time, especially in overhead installations.



Kaeser Credentials

- Our System Design and Engineering Department includes DOE-certified Air Master Plus specialists, AEE Certified Energy Managers, and CAGI certified Systems Specialists.
- We support the Compressed Air Challenge initiative to train industrial users in air system "best practices".
- We were early advocates of the Compressed Air & Gas Institute's initiative to develop a standardized compressor performance data sheet and to encourage other manufacturers to accurately assess the specific power consumption of their equipment.
- We are ISO 9001:2015 and ISO 14001:2015 certified and are committed to continually improving our efficiency without compromising our quality.



Technical Specifications

Rotary Screw Compressors

SX Series



Model	Capacity at Operating Pressure (cfm)		
	125 psig	160 psig	217 psig
SX 3	12.0	9.2	—
SX 4	15.9	12.7	8.8
SX 5	21.2	17.0	12.7
SX 7.5	28.3	23.7	18.7

SM Series



Model	Capacity at Operating Pressure (cfm)		
	125 psig	160 psig	217 psig
SM 7.5	32.5	26.5	19.4
SM 10	45.9	37.1	27.5
SM 15	55.4	45.9	35.7

SK Series



Model	Capacity at Operating Pressure (cfm)		
	125 psig	160 psig	217 psig
SK 15	70.6	59.0	45.9
SK 20	88.3	76.6	62.5

AS Series



Model	Capacity at Operating Pressure (cfm)		
	125 psig	160 psig	217 psig
AS 20	98.9	84.8	64.3
AS 25	120.1	102.4	84.8
AS 30	141.3	121.8	99.9

ASD Series



Model	Capacity at Operating Pressure (cfm)		
	125 psig	175 psig	217 psig
ASD 25	112	—	—
ASD 30	132	110	—
ASD 40S	162	127	106
ASD 40	191	159	123

BSD Series



Model	Capacity at Operating Pressure (cfm)		
	125 psig	175 psig	217 psig
BSD 40	193	161	—
BSD 50	236	190	157
BSD 60	288	231	185

CSD Series



Model	Capacity at Operating Pressure (cfm)		
	125 psig	175 psig	217 psig
CSD 60	290	232	186
CSD 75	345	283	226
CSD 100S	417	340	275
CSD 100	494	410	332
CSD 125	565	480	399

DSD Series



Model	Capacity at Operating Pressure (cfm)		
	125 psig	175 psig	217 psig
DSD 125	595	—	—
DSD 150	717	568	—
DSD 175	882	695	544
DSD 200	882	695	544
DSD 250	1052	854	678

ESD Series



Model	Capacity at Operating Pressure (cfm)		
	125 psig	175 psig	217 psig
ESD 250	1278	1041	820
ESD 300	1571	1260	1007

NOTE: SX 3 through DSD 175 are also available with integral dryer

FSD Series



HSD Series



Variable Frequency Drive



Model	Capacity at Operating Pressure (cfm)		
	125 psig	175 psig	217 psig
FSD 350	1596	1264	—
FSD 450	2030	1567	1243

Model	Capacity at Operating Pressure (cfm)		
	125 psig	175 psig	217 psig
HSD 500	2311	1885	—
HSD 550	2520	2062	1653
HSD 600	2760	2266	1830
HSD 650	3000	2471	2007

Model	Capacity at 460V ⁽¹⁾ at Operating Pressure (cfm)			
	Min / Max	110 psig	125 psig	145 psig ⁽²⁾
SFC 8	MIN	12.4	12.4	12.4
	MAX	50.1	48.0	42.0
SFC 11	MIN	21.9	21.5	22.3
	MAX	75.6	71.7	65.3
SFC 15	MIN	28.6	28.3	29.7
	MAX	97.8	95.0	86.2
SFC 18S	MIN	33.2	33.2	27.6
	MAX	126.8	119.4	110.5
SFC 18	MIN	31	31	—
	MAX	141	134	—
SFC 22S	MIN	33.2	33.2	27.6
	MAX	148.7	140.9	131.4
SFC 22	MIN	37	37	—
	MAX	163	154	—
SFC 30S	MIN	38	37	35
	MAX	185	174	162
SFC 30	MIN	46	48	51
	MAX	217	206	191
SFC 37	MIN	54	54	43
	MAX	262	248	218
SFC 45S	MIN	70	69	53
	MAX	290	275	251
SFC 45	MIN	70	70	53
	MAX	316	300	267
SFC 55	MIN	82	80	68
	MAX	379	360	325
SFC 75S	MIN	102	101	78
	MAX	467	440	400
SFC 90S	MIN	122	121	100
	MAX	516	492	444
SFC 110S	MIN	137	135	118
	MAX	617	587	533
SFC 75	MIN	129	127	—
	MAX	593	553	—
SFC 90	MIN	129	127	124
	MAX	698	655	597
SFC 110	MIN	157	153	148
	MAX	799	752	689
SFC 132S	MIN	196	194	188
	MAX	917	859	790
SFC 132	MIN	196	194	197
	MAX	980	918	846
SFC 160	MIN	242	240	189
	MAX	1161	1090	1005
SFC 200	MIN	303	300	290
	MAX	1322	1257	1148
SFC 250	MIN	374	370	294
	MAX	1519	1439	1338
SFC 315S	MIN	374	370	351
	MAX	1825	1742	1625
SFC 315	MIN	470	465	456
	MAX	2164	2057	1814
SFC 410	MIN	368	363	299
	MAX	2615	2537	2291
SFC 515	MIN	420	412	355
	MAX	3133	3116	2723

**(1) Performance data values are only valid for 460V/3 ph/ 60 Hz.
Please consult Kaeser for 575V data.**

(2) Higher pressures are available.

For more information see our SFC brochures - USSFC-BELT, USSFC30S110S, and USSFC75-515

NOTE: SFC 8 TO SFC 132S are available with integrated dryer.

Specifications are subject to change without notice.

The world is our home

As one of the world's largest compressed air systems providers and compressor manufacturers, Kaeser Compressors is represented throughout the world by a comprehensive network of branches, subsidiary companies and factory trained partners.

With innovative products and services, Kaeser Compressors' experienced consultants and engineers help customers to enhance their competitive edge by working in close partnership to develop progressive system concepts that continuously push the boundaries of performance and compressed air efficiency. Every Kaeser customer benefits from the decades of knowledge and experience gained from hundreds of thousands of installations worldwide and over ten thousand formal compressed air system audits.

These advantages, coupled with Kaeser's worldwide service organization, ensure that our compressed air products and systems deliver superior performance with maximum uptime.



Built for a lifetime.

www.kaeser.com

Kaeser Compressors, Inc.
511 Sigma Drive
Fredericksburg, VA 22408 USA
Telephone: 540-898-5500
Toll Free: 800-777-7873
info.usa@kaeser.com

Kaeser Compressors Canada Inc.
3760 La Vérendrye Street
Boisbriand, QC J7H 1R5 CANADA
Telephone: (450) 971-1414
Toll free: (800) 477-1416
info.canada@kaeser.com

**Kaeser Compresores de México
S de RL de CV**
Calle 2 #123
Parque Industrial Jurica
76100 Querétaro, Qro.
Telephone: 01 (442) 218 64 48
sales.mexico@kaeser.com

**Kaeser Compresores de
Guatemala y Cia. Ltda.**
Calz. Atanasio Tzul 21-00, zona 12
El Cortijo II, Bodega 501
01012-Guatemala City
Telephone: +502 2412-6000
info.guatemala@kaeser.com

